

# "High Frequency Ceramic Solutions"

## 2.45 GHz / 5.40 GHz Antenna

P/N 2450AD46A5400

Detail Specification: 03/03/05

Page 1 of 4

### General Specifications

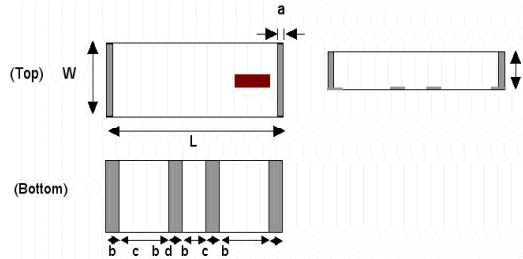
<b>Part Number</b>	2450AD46A5400	
<b>Frequency</b>	<b>Low Band</b>	<b>High Band</b>
<b>Range (Mhz)</b>	2400 - 2500 Mhz	4900 - 5900 Mhz
<b>Return Loss</b>	8.5 dB min.	8.5 dB min.
<b>Peak Gain</b>	1.0 dBi typ. (XZ-V)	-1.5 dBi typ. (YZ-V)
<b>Average Gain</b>	-2.5 dBi typ. (XZ-V)	-2.5 dBi typ. (YZ-V)

<b>Input Power</b>	3 Watts max.
<b>Impedance</b>	50 Ω
<b>Operating Temperature</b>	-40 to +85°C
<b>Reel Quantity</b>	1,000

No.	Function	Terminal Configuration
1	High Band Feed	
2	Low Band Feed	
3	NC	
4	NC	

### Mechanical Dimensions

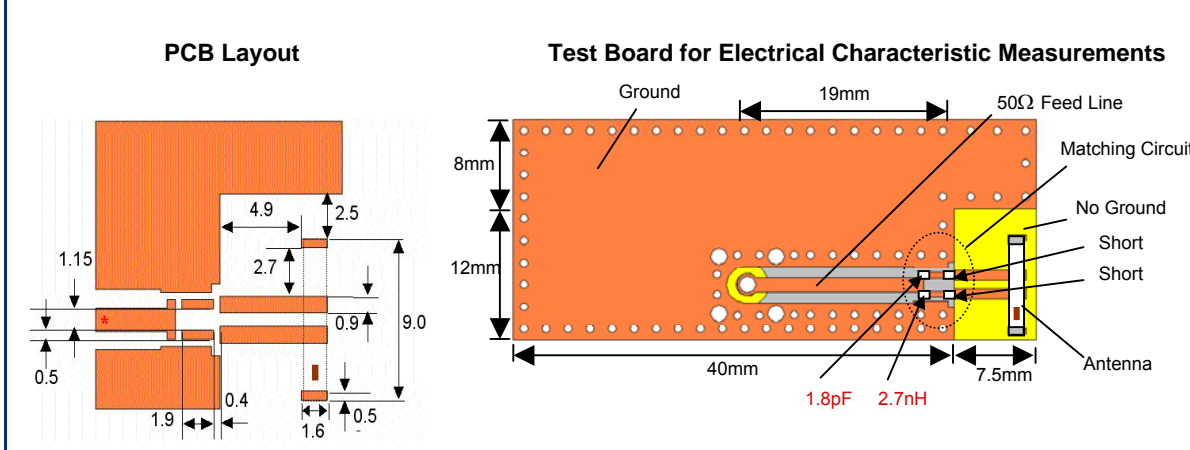
	In	mm
<b>L</b>	0.335 ± 0.008	8.50 ± 0.20
<b>W</b>	0.063 <sup>+0.004</sup> / <sup>-0.008</sup>	1.60 <sup>+0.1</sup> / <sup>-0.2</sup>
<b>T</b>	0.047 ± 0.008	1.20 ± 0.20
<b>a</b>	0.020 ± 0.012	0.50 ± 0.30
<b>b</b>	0.020 ± 0.006	0.51 ± 0.15
<b>c</b>	0.104 ± 0.006	2.64 ± 0.15
<b>d</b>	0.046 ± 0.006	1.18 ± 0.15



### Mounting Considerations

Mount these devices with brown mark facing up. Units: mm

Line width should be designed to provide 50 Ω impedance matching characteristics.



Johanson Technology, Inc. reserves the right to make design changes without notice.

All sales are subject to Johanson Technology, Inc. terms and conditions.



[www.johansontechnology.com](http://www.johansontechnology.com)

931 Via Alondra • Camarillo, CA 93012 • TEL 805.389.1166 FAX 805.389.1821

2003 Johanson Technology, Inc. All Rights Reserved

# "High Frequency Ceramic Solutions"

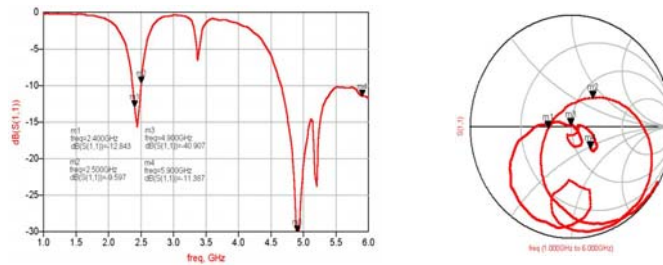
2.45 GHz / 5.40 GHz Antenna

P/N 2450AD46A5400

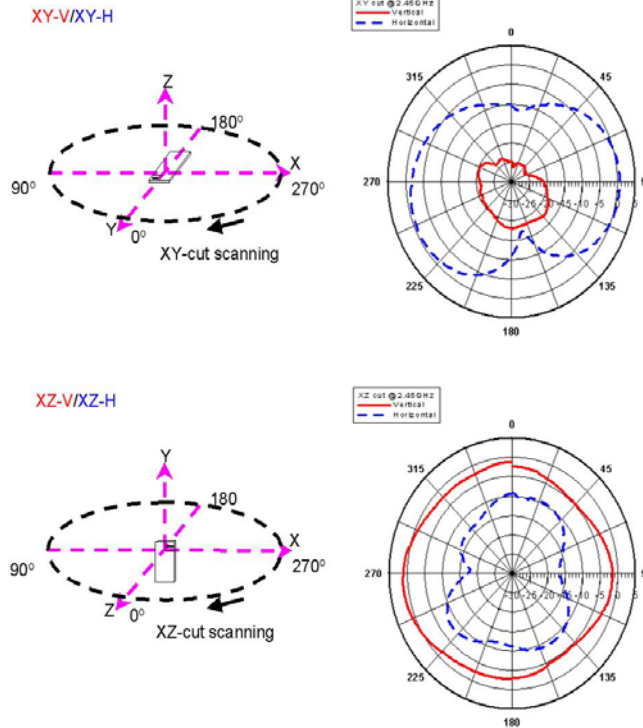
Detail Specification: 03/03/05

Page 2 of 4

Typical Return Loss



Typical Radiation Patterns



Johanson Technology, Inc. reserves the right to make design changes without notice.  
All sales are subject to Johanson Technology, Inc. terms and conditions.



[www.johansontechnology.com](http://www.johansontechnology.com)

931 Via Alondra • Camarillo, CA 93012 • TEL 805.389.1166 FAX 805.389.1821

2003 Johanson Technology, Inc. All Rights Reserved

# "High Frequency Ceramic Solutions"

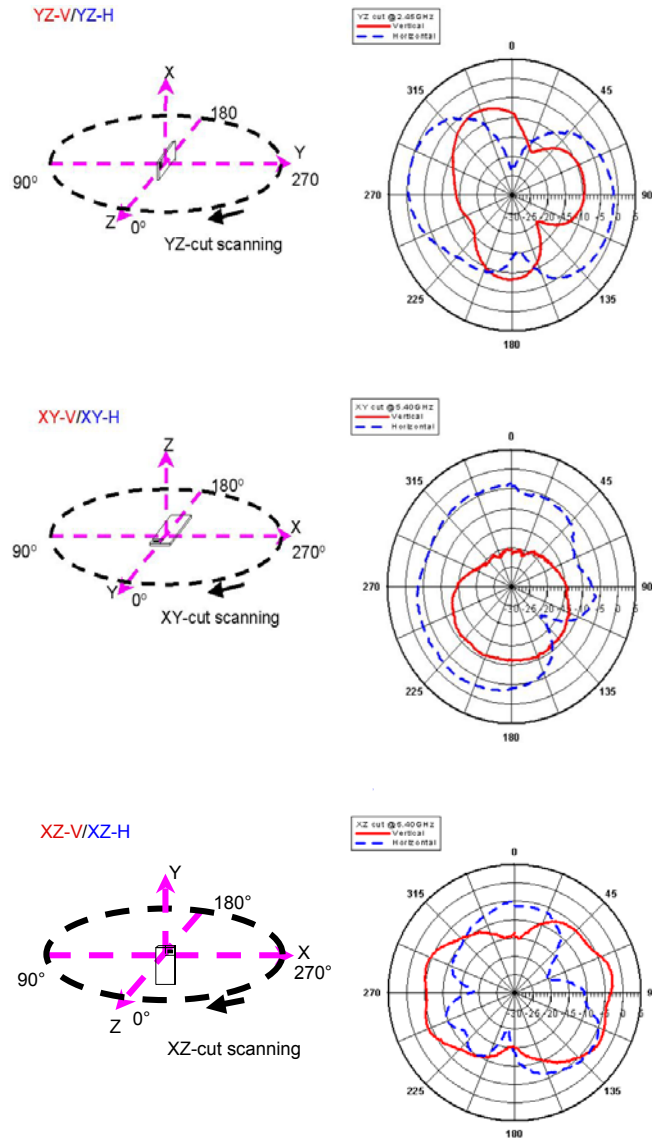
2.45 GHz / 5.40 GHz Antenna

P/N 2450AD46A5400

Detail Specification: 03/03/05

Page 3 of 4

## Typical Radiation Patterns



Johanson Technology, Inc. reserves the right to make design changes without notice.  
 All sales are subject to Johanson Technology, Inc. terms and conditions.



[www.johansontechnology.com](http://www.johansontechnology.com)

931 Via Alondra • Camarillo, CA 93012 • TEL 805.389.1166 FAX 805.389.1821

2003 Johanson Technology, Inc. All Rights Reserved

# "High Frequency Ceramic Solutions"

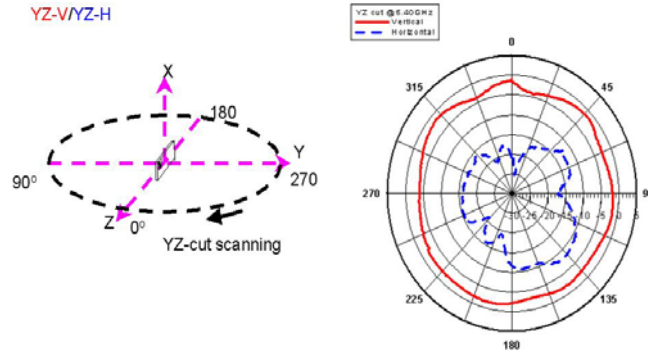
2.45 GHz / 5.40 GHz Antenna

P/N 2450AD46A5400

Detail Specification: 03/03/05

Page 4 of 4

Typical Radiation Patterns



Johanson Technology, Inc. reserves the right to make design changes without notice.  
All sales are subject to Johanson Technology, Inc. terms and conditions.



[www.johansontechnology.com](http://www.johansontechnology.com)

931 Via Alondra • Camarillo, CA 93012 • TEL 805.389.1166 FAX 805.389.1821

2003 Johanson Technology, Inc. All Rights Reserved